

Scaled data based on original data using
LM-79-08 Approved Method: Electrical and Photometric Measurements of Solid-
State Lighting Products

Test Report Prepared for
Cooper Lighting Solutions
(formerly Eaton)

Brand: McGRAW-EDISON

Report Number: P945758

Luminaire Tested: **GALN-SB1C-840-U-RW**

Issue Date: 1/21/2025

Test Information

Test Method: LM-79-08
Report Number: P945758
TEST IS SCALED FROM IESNA LM-79-08 TEST DATA (G2-2411-289-19)
Test Lab: INNOVATION CENTER
Issue Date: 1/21/2025
Manufacturer: COOPER LIGHTING SOLUTIONS (FORMERLY EATON)
Product Line: McGRAW-EDISON
Catalog Number: GALN-SB1C-840-U-RW
Description: GALLEON AREA AND ROADWAY HIGH DENSITY LED LUMINAIRE
(1) 80 CRI, 4000K, 615mA LIGHTSQUARE WITH 26 LEDS AND RECTANGULAR WIDE OPTICS
Light Source: -
Ballast/Driver: -

Summary

Lumens per Lamp: N/A
Luminaire Lumens: 7379 lumens
Efficiency: N/A
Efficacy: 135.6 lumens/watt
Luminous Opening: Rectangular (W 0.5' x L: 0.5' x H: 0')
IES Classification: Type III - Medium
BUG Rating: B3 - U0 - G3

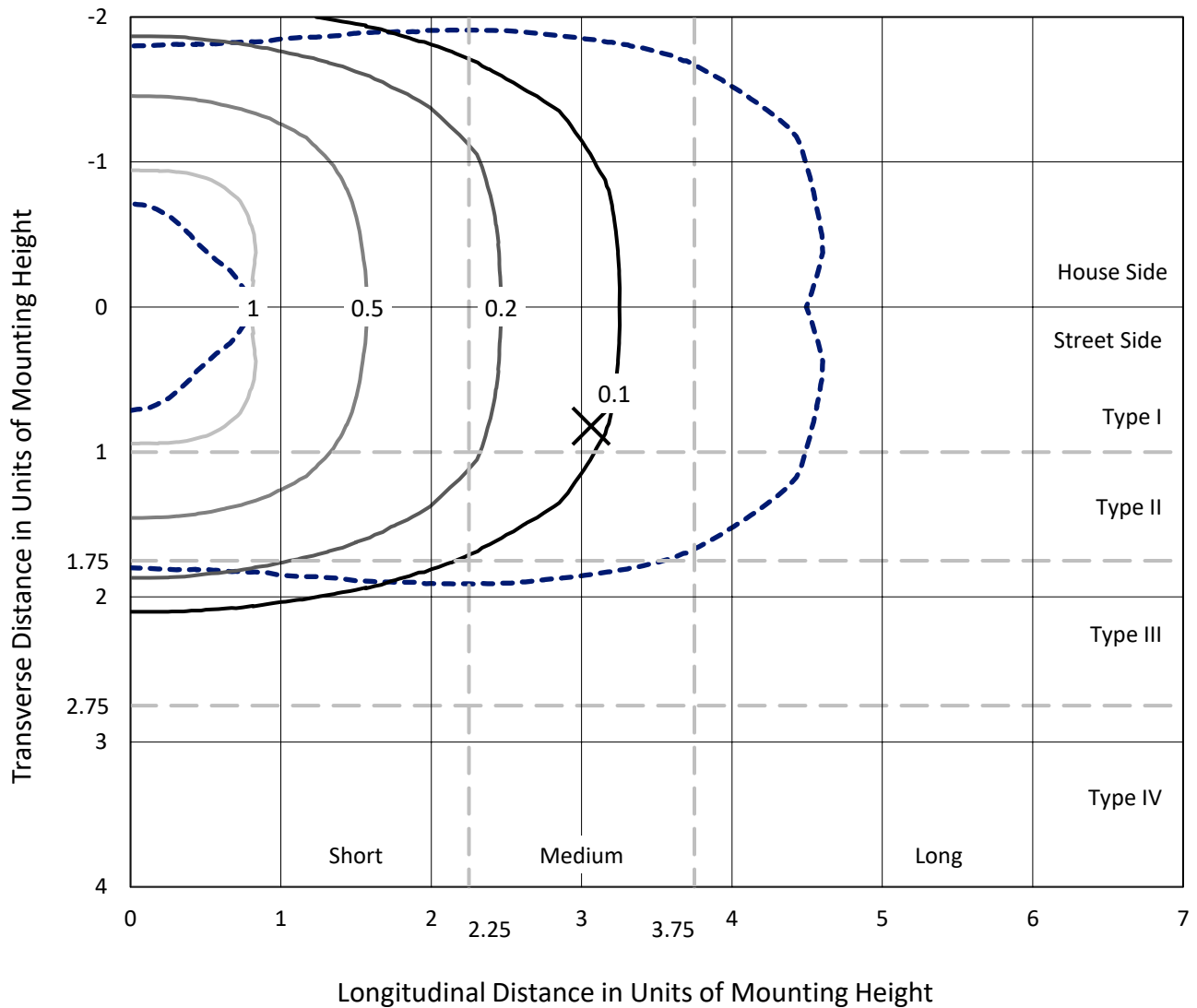
Input Watts (W): 54.4
Input Voltage (V): NR
Input Current (Ain): NR
Voltage Rise (V): NR
Power Factor: NR
Total Harmonic Distortion (THDi): NR
Frequency (hertz): 60
Stabilization Time: NR
Operation Time: NR
Ambient Temperature (°C): NR
Test Distance: 24 FT



REPORT NUMBER: P945758
 CATALOG NUMBER: GALN-SB1C-840-U-RW

Iso-Footcandle Lines of Horizontal Illumination

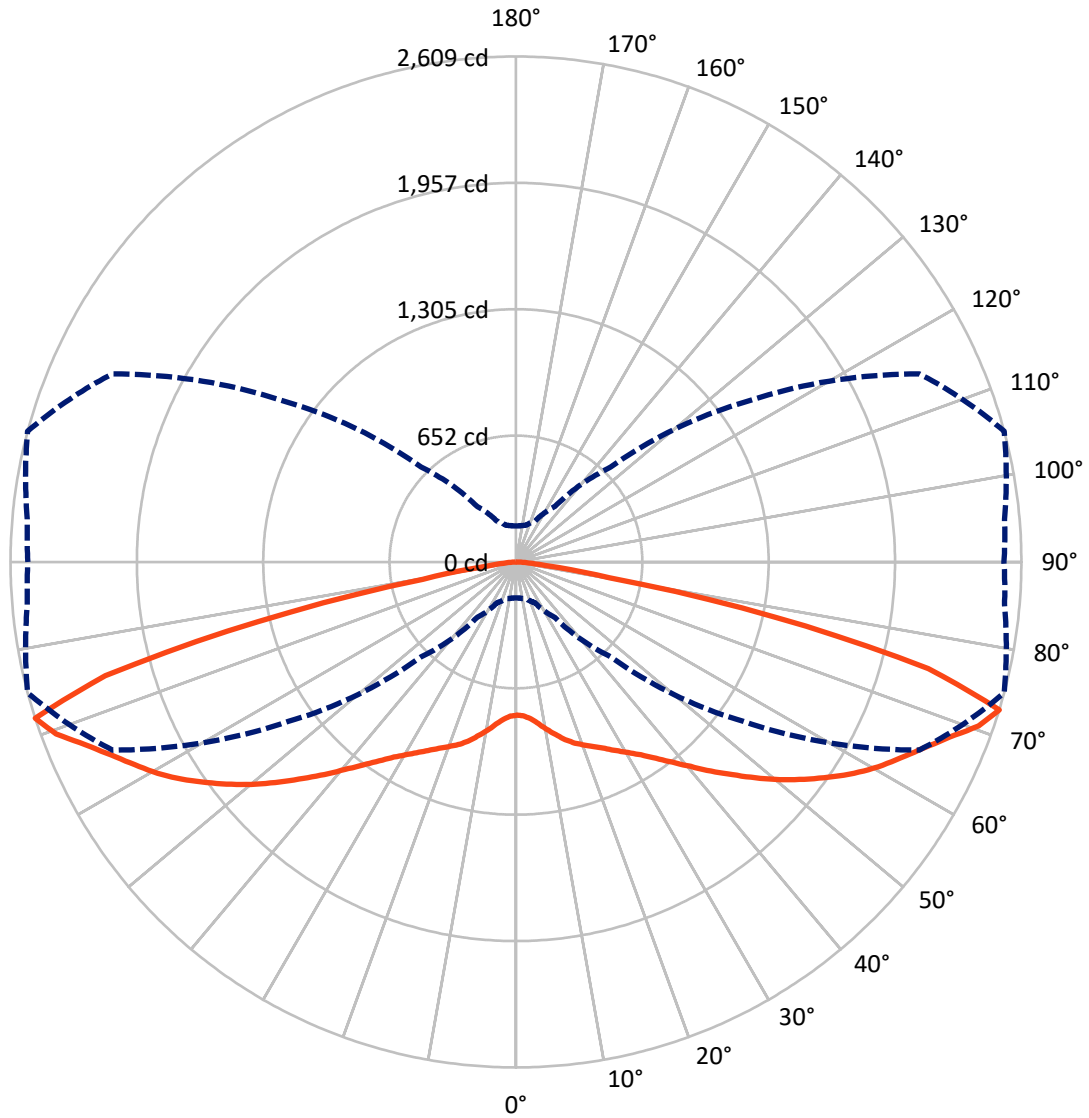
✕ Max cd
 - - - 1/2 Max cd



Based on 25 foot mounting height. Maximum calculated value = 1.4 fc
 Type III - Medium - N/A

REPORT NUMBER: P945758
CATALOG NUMBER: GALN-SB1C-840-U-RW

Luminous Intensity Polar Plot



— Vertical Plane Through 75-Deg Lateral - - - Horizontal Cone Through 72.5-Deg Vertical

REPORT NUMBER: P945758

CATALOG NUMBER: GALN-SB1C-840-U-RW

FLUX DISTRIBUTION:

		Downward	Upward	Total
House Side	Lumens	3689.5	0.0	3689.5
	% Fixture	50.0	0.0	50.0
Street Side	Lumens	3689.5	0.0	3689.5
	% Fixture	50.0	0.0	50.0
Total	Lumens	7379.0	0.0	7379.0
	% Fixture	100.0	0.0	100.0

ZONAL LUMENS:

Zone	Lumens	% Fixture
0°-10°	77.4	1.0
10°-20°	255.4	3.5
20°-30°	493.5	6.7
30°-40°	833.2	11.3
40°-50°	1321.4	17.9
50°-60°	1769.2	24.0
60°-70°	1683.7	22.8
70°-80°	878.6	11.9
80°-90°	66.5	0.9
90°-100°	0.0	0.0
100°-110°	0.0	0.0
110°-120°	0.0	0.0
120°-130°	0.0	0.0
130°-140°	0.0	0.0
140°-150°	0.0	0.0
150°-160°	0.0	0.0
160°-170°	0.0	0.0
170°-180°	0.0	0.0
0°-90°	7379.0	100.0
0°-180°	7379.0	100.0

Coefficient of Utilization



REPORT NUMBER: P945758

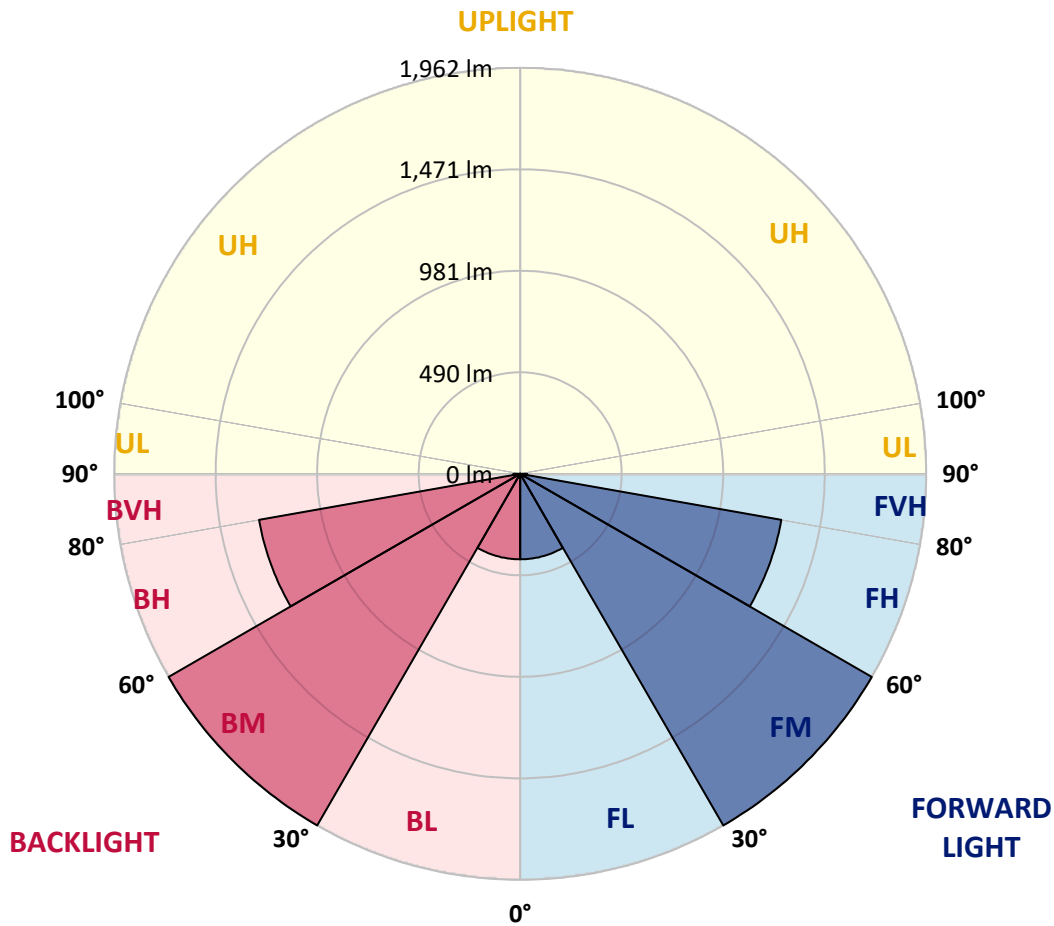
CATALOG NUMBER: GALN-SB1C-840-U-RW

LUMINAIRE CLASSIFICATION SYSTEM LUMEN TABLE AND BUG RATING:

Zone	Lumens	% Fixture	Zone Rating/Lumen Limit		
			B	U	G
FL (0°-30°)	413.1	5.6			
FM (30°-60°)	1961.9	26.6			
FH (60°-80°)	1281.2	17.4			G1/1800
FVH (80°-90°)	33.2	0.5			G1/100
BL (0°-30°)	413.1	5.6	B1/500		
BM (30°-60°)	1961.9	26.6	B2/2500		
BH (60°-80°)	1281.2	17.4	B3/2500		G3/2500
BVH (80°-90°)	33.2	0.5			G1/100
UL (90°-100°)	0.0	0.0		U0/0	
UH (100°-180°)	0.0	0.0		U0/0	

BUG Rating: B3-U0-G3

Type III Medium



REPORT NUMBER: P945758

CATALOG NUMBER: GALN-SB1C-840-U-RW

CANDELA DISTRIBUTION (FULL):

	0°	5°	15°	25°	35°	45°	55°	65°	75°	85°
0°	790.4	790.4	790.4	790.4	790.4	790.4	790.4	790.4	790.4	790.4
2.5°	790.4	789.7	790.4	791.2	790.8	790.8	792.7	793.8	796.1	795.7
5°	785.1	784.8	787.8	791.2	793.8	798.3	804.0	808.1	813.4	814.5
7.5°	782.5	781.4	786.7	792.7	801.0	812.3	823.2	834.5	843.5	846.6
10°	784.4	784.8	791.9	803.2	816.4	832.2	847.7	866.9	879.7	882.7
12.5°	793.1	792.3	804.4	822.4	840.5	860.5	878.6	899.7	913.6	920.8
15°	808.9	807.4	824.3	851.1	877.5	900.8	915.5	935.5	951.7	960.7
17.5°	827.7	828.5	850.7	885.4	920.0	946.4	960.3	970.5	982.9	990.9
20°	860.9	862.4	887.2	928.3	967.9	998.0	1009.3	1005.5	1008.9	1015.0
22.5°	905.3	906.1	934.0	978.4	1019.9	1053.0	1060.6	1045.1	1035.7	1039.8
25°	956.9	961.8	989.7	1035.3	1077.9	1109.5	1112.9	1089.6	1066.2	1067.3
27.5°	1019.9	1024.4	1052.6	1097.9	1141.2	1168.7	1168.3	1137.0	1102.7	1094.1
30°	1088.1	1093.0	1122.0	1168.7	1209.0	1233.1	1227.8	1190.5	1141.6	1125.4
32.5°	1169.1	1172.1	1201.5	1248.2	1285.5	1304.7	1293.8	1247.8	1186.8	1168.3
35°	1267.0	1271.5	1293.4	1337.5	1370.2	1386.1	1367.6	1313.4	1244.8	1224.1
37.5°	1378.9	1375.9	1400.8	1439.9	1467.1	1476.9	1451.6	1387.2	1311.1	1286.6
40°	1495.7	1494.2	1521.3	1559.0	1573.7	1579.7	1542.4	1472.0	1387.6	1361.2
42.5°	1601.6	1600.4	1637.0	1678.8	1696.5	1689.7	1642.6	1562.0	1476.1	1446.0
45°	1686.3	1684.8	1729.7	1788.4	1823.1	1811.8	1748.5	1661.5	1565.8	1534.5
47.5°	1751.5	1752.3	1800.5	1873.2	1933.9	1938.0	1856.6	1762.8	1664.5	1629.1
50°	1798.6	1800.9	1852.5	1933.1	2016.0	2052.5	1967.0	1866.8	1766.6	1726.6
52.5°	1810.3	1814.4	1876.6	1971.2	2068.7	2138.4	2079.3	1966.6	1863.4	1825.4
55°	1748.1	1756.4	1835.2	1968.1	2101.1	2194.9	2178.0	2068.0	1961.0	1921.8
57.5°	1605.3	1617.0	1708.9	1882.6	2094.0	2233.8	2254.5	2165.2	2058.6	2020.9
60°	1405.3	1419.2	1507.4	1696.9	1993.0	2248.1	2308.4	2259.8	2148.2	2111.7
62.5°	1103.5	1121.6	1227.1	1449.4	1779.8	2181.4	2354.3	2345.3	2228.9	2183.3
65°	707.9	727.1	838.3	1100.9	1495.3	1977.2	2368.6	2428.5	2314.0	2250.3
67.5°	426.9	435.5	490.5	667.2	1093.0	1669.4	2247.3	2520.8	2413.5	2334.3
70°	273.1	278.0	310.8	391.8	617.9	1218.0	1946.7	2538.2	2534.0	2420.6
72.5°	185.4	186.9	195.5	232.1	349.6	692.1	1435.8	2297.8	2609.4	2531.8
75°	135.6	143.9	157.9	164.3	198.5	345.9	822.8	1614.4	2199.1	2233.0
77.5°	101.0	101.3	120.6	128.1	141.7	184.2	348.1	901.2	1365.3	1433.5
80°	85.5	81.0	80.6	103.2	106.6	114.9	155.6	311.2	489.0	296.5
82.5°	71.2	66.3	59.9	80.6	72.7	70.5	67.4	126.6	155.6	76.5
85°	49.7	47.5	45.2	52.7	41.4	35.4	32.4	59.1	65.6	32.4
87.5°	21.5	22.2	22.6	23.4	17.3	12.4	12.4	16.6	16.6	12.8
90°	0.0	0.0	0.0	0.0	0.0	0.0	0.0	0.0	0.0	0.0

(END C

90°
790.4
795.3
814.5
847.3
885.7
923.8
964.1
994.6
1019.5
1042.8
1069.2
1096.7
1127.2
1172.8
1227.1
1291.1
1369.9
1453.5
1541.7
1639.6
1738.7
1835.2
1932.7
2029.6
2119.6
2188.5
2258.2
2340.4
2419.9
2519.7
2150.9
1278.7
224.2
65.2
28.6
9.4
0.0

OF REPORT)